



06400/MOU
BuyLine 5579

OLD SOUTH ALUMINUM COLUMNS



Corinthian Capital



Scamozzi Capital



Doric Capital/Base



Moultrie
MANUFACTURING CO.

www.moultriemanufacturing.com

OLD SOUTH ALUMINUM COLUMNS



36" Round Fluted with Roman Doric Capital & Base



Traditional Square w/ Standard Capital & Base



Federal Square w/ Architectural Capital & Base



Single Indent w/ Standard Capital & Base



Single Indent w/ Architectural Capital & Base



12" Double Indent w/ Architectural II Capital and Base

Square Plantation

DECORATIVE FLAT AND CORNER COLUMNS 05586

Our decorative columns are fabricated from 6063-T5 aluminum extrusion with .065 wall thickness. Ornamental designs are welded into place. Standard columns are 8' tall with a 5" section that may be trimmed to adjust length to dimensions from 92" to 96". Larger sizes are available by special order.



Since 1962, Old South aluminum columns have established a tradition of durability and classic elegance. Extruded from 6063 alloy, our aluminum columns are less expensive and easier to install than wood or fiberglass columns and offer higher compressive strength and load bearing ability. Other features include:

- Impervious to insect damage
- High resistance to torsional strength
- Minimal maintenance
- Diameters from 5" to 36"
- Lengths from 8' to 30'
- Wide selection of coordinating capitals and bases
- Weather proof powder-coated finish in a variety of colors.

ROUND COLUMNS FOR COMMERCIAL, INSTITUTIONAL AND RESIDENTIAL INSTALLATIONS

The staves of our round columns are designed with flutes so that when they are assembled, they recreate a classic Greek or Roman look.

TRADITIONAL SQUARE COLUMNS, EXCLUSIVE SQUARE PLANTATION AND FEDERAL SQUARE COLUMNS

Moultrie Manufacturing provides three designs of square aluminum columns to complement the traditional look of any home, apartment building, office or church. The three styles available are the economical Traditional Square column, exclusive Square Plantation and Federal Square columns. All three styles are available with Standard, Architectural, Architectural II or Tuscan capitals and bases. Square columns are particularly well suited for use where railing systems are being used on the porch, balcony or deck. In fact, Moultrie Manufacturing can provide newel posts for railing that will match any square column.

POWDER-COAT FINISHES

All Old South columns are finished with an automated powder-coating system that creates a tough, durable weather proof and scratch resistant finish.

PILASTERS OR HALF COLUMNS

These column facades, attached to the facing of a wall or the frame of a door, give the appearance of our full columns. In round or square styles, Old South half columns and pilasters are sturdy and easy to install.



Pilasters are column facades that attach to the facing walls to give the appearance of full columns. Square style pilasters stand off the wall 4 inches. Pilaster capitals slide into place.

Half-round units of our round style columns serve as pilasters.

SELECTING THE PROPER COLUMN SIZES

For every foot of height, a column should be one inch or more in diameter. Therefore, a 12 foot column should be at least 12 inches in diameter.

SELECTING THE PROPER SIZE CAP AND BASE FOR BOTH THE ROUND AND SQUARE COLUMNS

When selecting Old South capitals, pay close attention to the height and width ratio. Decorative capitals such as the Corinthian are more attractive on columns that are close to this ratio.



The remodeled home shown features Plantation Square columns with Architectural capitals and bases. It also utilizes Plantation style railings and matching newel posts.

PORCH SUPPORT MODIFICATIONS

Old South columns can be incorporated in a home to support the joists of second floor porches. Either with the porch flush to the column perimeter or with them intersecting half the column. These modifications are done at the factory according to your specifications.



Two ways of attaching second story porch joists to Old South columns.

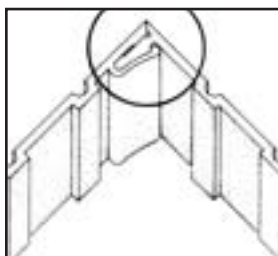


24-inch columns support a second story porch.

ALL OLD SOUTH COLUMNS, ROUND OR SQUARE, ARE A SNAP TO INSTALL

Old South's columns are designed to wrap around existing posts or stand on their own. Unlike competitive brands which use stave joints that must be slid together, Old South uses a snap-together system which provides easier assembly and a tighter fit. The longer the column, the more important this feature becomes.

SQUARE COLUMN LOCK



ROUND COLUMN LOCK



COLUMN ASSEMBLY AND INSTALLATION

Assembling and installing Old South Columns is extremely simple. Just follow these five steps:

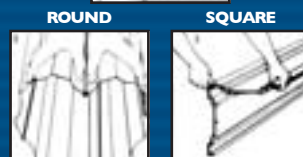
Step 1. Measure the porch opening and cut each column 1/8 of an inch longer than required. Be sure to wear safety glasses.



Step 2. Secure the ceiling with a jack and remove old column if necessary.



Step 3. Snap column staves together.



Step 4. Slip on capital and base carefully so as not to scratch the finish.





Step 5. Raise column into place positioning with cap and base, check with a level, then lower jack.



FIBERGLASS COMPOSITE COLUMNS 06400

- Load Bearing
- Will not rot, bow or crack
- Substantially more impact resistant than wood
- No primer necessary
- Decorative Capitals available
- Tapered in the Greek tradition
- Quick and easy to install
- Full selection of round and square columns.



RAILING SYSTEMS 05720



Moultrie Manufacturing Company offers a wide selection of aluminum railing systems and PVC railing systems to compliment its columns and posts. They are ideal for homes, multi-family housing, commercial properties, porches and decks.

WESRAIL is Moultrie Manufacturing's brand of aluminum and stainless steel safety railing systems. They are available both as components or completely factory assembled systems. Wesrail is used extensively in water treatment plants, schools, stadiums, schools, hospitals and other public facilities.

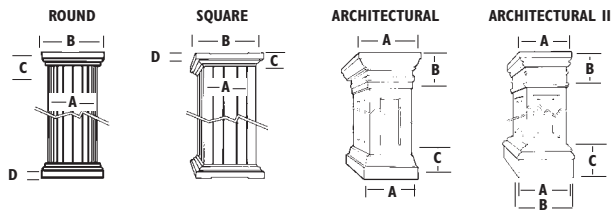
For more information on railing systems visit Sweets 05720/MOU or visit our web site at www.moultriemanufacturing.com

DIMENSIONS

ROUND & SQUARE COLUMN DIMENSIONS

Approx. Column Dia.	Std. Cap/Base Dimensions in Inches			No. Staves	Standard Lengths	Maximum Load Lbs.
	A	B	C			
5" Round	5	7	1 7/8	1	8'	
6" Round	5 1/2	7 5/8	1 15/16	3	8', 9', 10' & 12'	
8" Round	7 3/4	9 3/4	2 1/16	3	8', 9', 10', 12', 16'	
10" Round	9 1/2	11 3/4	2 1/2	4	8', 9', 10', 12', 16' & 18'	
12" Round	11 1/2	14 1/4	3 3/4	5	8', 10', 12', 16', 18', 20' & 24'	
15" Round	14 1/2	17 7/8	4 1/2	6	12', 16', 18', 20', 24' & 30'	
18" Round	17 1/4	20 13/16	6 1/4	7	16', 18', 20', 24' & 30'	
24" Round	23 5/8	28 1/2	6 1/4	10	18', 20', 24' & 30'	
36" Round	Available with Roman Doric capitals and bases			Ask for Architect's Specifications		
3" T-F	3	5 3/8	1 7/8	1	8', 9', 10' & 12'	10,000
4" T-F	4	6 5/8	1 13/16	T-2 F-1	8'	15,000
6" T-P-F	5 1/2	8 3/8	1 15/16	4	8', 9', 10', 12'	T 17,000 P F 30,000
8" T-P-F	7 1/2	10 1/2	1 15/16	4	8', 9', 10', 12', 16' & 18'	T 17,000 P F 35,000
10" T-P-F	9 1/2	13 3/8	2 9/16	4	8', 9', 10', 12', 16', 18' & 20'	39,000
12" T-P	11 1/2	17 1/2	3 9/16	4	10', 12', 16', 18', & 20'	39,000

T= Traditional, P= Plantation, F= Federal



ARCHITECTURAL SQUARE CAP & BASE DIMENSIONS

Approximate Column Diameters	Cap Dimensions		Base Dimensions		
	A	B	A	B	C
6" Architectural	9 1/8	6 3/8	7 5/8	-	4
8" Architectural	11 1/4	6 3/8	9 3/8	-	4
10" Architectural	13 3/8	6 3/8	11 1/2	-	4
12" Architectural	15 1/8	6 3/8	11 1/2	-	4
10" Architectural II	13 1/4	10	14 5/8	16	10
12" Architectural II	16 3/4	10	17	18 3/8	0

Product specifications are subject to change without notice

VISIT OUR WEB SITE FOR PRODUCT SPECIFICATIONS

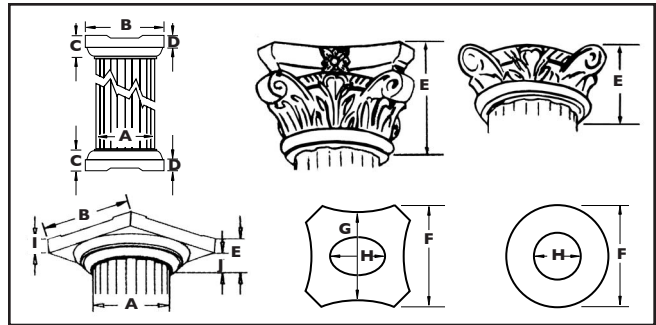
Moultrie
MANUFACTURING CO.

www.moultriemanufacturing.com
Products of Moultrie Manufacturing Company
Moultrie, GA 31788
1-800-841-8674
FAX: (229) 890-7245



WESRAIL

OLD SOUTH COLUMNS, CAPITALS AND BASES



ROUND COLUMN CAPITALS


CORINTHIAN					
DIA.	A	E	F	G	H
8"	7 3/4"	10 1/2"	16 3/8"	15 1/16"	6"
10"	9 1/2"	10 1/2"	16 3/8"	15 1/16"	6"
12"	11 1/2"	12"	21 1/8"	18"	8"
15"	14 1/2"	14 3/4"	24 5/16"	21 1/2"	12"
18"	17 1/4"	19 1/4"	30 1/2"	27 9/16"	12"
24"	23 5/8"	26"	42 1/8"	34 1/4"	18"

SCAMOZZI					
DIA.	A	E	F	G	H
8"	7 3/4"	5"	14 1/8"	N/A	7 3/8"
10"	9 1/2"	5"	14 1/8"	N/A	7 3/8"
12"	11 1/2"	6"	16 3/4"	N/A	6"
15"	14 1/2"	17 1/8"	20 7/18"	N/A	9 3/4"
18"	17 1/4"	12 5/16"	30 1/4"	26"	12 7/16"
24"	23 5/8"	18 1/4"	41 3/4"	34"	18"

DORIC					
DIA.	A	B	E	I	J
8"	7 3/4"	5"	3 11/16"	1 7/16"	2 1/4"
10"	9 1/2"	14 1/4"	4 1/4"	1 1/2"	2 15/16"
12"	11 1/2"	17 1/4"	5"	1 3/4"	3 1/4"
15"	14 1/2"	20 1/4"	5 5/8"	2 1/8"	3 1/2"
18"	17 1/4"	24 5/8"	7 7/8"	3 1/4"	4 9/16"
24"	23 5/8"	35 1/2"	10 1/4"	4 1/2"	5 3/4"

DIMENSIONS FOR COLUMNS THAT WRAP AROUND POSTS												
Column Diameter	6"	8"	10"	12"	15"	18"	24"	4" Sq.	6" Sq.	8" Sq.	10" Sq.	12" Sq.
Existing Post Max. Circum.	14"	20"	25"	30"	40"	45"	55"	10"	16"	22"	25"	30"
Existing Post Max. Square	3"	5"	6"	8"	10"	12"	15"	3"	5"	7"	9"	11"

The column itself carries the entire load; capitals and bases are decorative.



You can choose Old South columns in any of 5 decorator colors, including white, alabaster, biscuit, brown and clay, to complement siding and trim colors. For on-site painted columns, a primer finish is available, providing a strong bonding surface for conventional paints.

IF YOUR DESIGN SPECIFICATIONS INCLUDE COLUMNS AND RAILINGS, CALL US. WE WILL GIVE YOU OUR TRADITIONAL SERVICE AND EXPERTISE WITHOUT THE TRADITIONAL PROBLEMS AND EXPENSE.

